

Essex County Council's Social Value Evaluation Worked Example

ECC TOMs Calculation

Using the Social Value to Calculate a Social Value Ratio

1. The ECC TOMs Calculator submission is reviewed and verified against the Evaluation Criteria.
 - a. The supplier offers **Social Value** in Units bid using the "ECC TOMs Calculator"

ECC Ref	Measure	Unit	Proxy Value	Prioritisation (1-3)	Units offered	Total Value
ECC1	Number of local people (FTE hired or retained on contract for one year or the whole duration of the contract, whichever is shorter)	No. People FTE	£33,172	3	1.00	£99,516
ECC6	Number of jobs (FTE) created for people with disabilities (physical disability, learning disability and / or mental health issues)	No. People FTE	£16,605	3	1.00	£49,815
ECC30	Number of voluntary hours donated to support VCSEs (excludes expert business advice)	No. of staff volunteering hours	£16.93	1	50.00	£846.50
Total						£150,177.50

- b. The **Total Social Value Bid** is auto calculated in the ECC TOMs Calculator as follows:

$$\text{Total Social Value Bid} = \sum (\text{Units bid} \times \text{Financial Proxy} \times \text{Multiplier})$$

$$\text{Total Social Value Bid} = \underline{\underline{\mathbf{£150,177.50}}}$$

2. Next, the **Social Value Ratio** is calculated to establish the Social Value offered relative to the bidder's Tendered Price in their Commercial Response.

- a. **Social Value Ratio = (Total Social Value Bid) divided by (Tendered Price)**

The Bidder's Tendered Price in this example is **£421,000**

Social Value Ratio = Total Social Value Bid ÷ Tendered Price

Social Value Ratio = £150,177.50 ÷ £421,000 = 0.356

For every £1 spend on the contract there will be 36p worth of Social Value

Using the Social Value Ratio to calculate a Value Score (0-5)

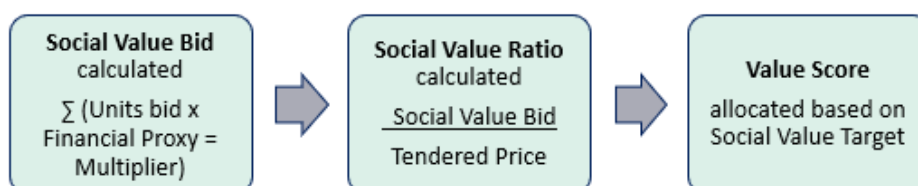
3. Lastly, the **Value Score** is assigned by comparing the Social Value Ratio to the Social Value Target for the contract, which, in this example, is to achieve 50p for every £1 spend.

Where the Social Value Target is 50p for every £1 spend in this contract, for the tendered price of **£421,000** the Social Value Target Value is **£210,500**.

£150,177.50 ÷ £210,500 = 71% which is 29% lower than the Social Value Target

The Value Score in this example is **3**

Value Score	How the Value Score is allocated	Value based on Social Value Target for the contract [50p]
5	Social Value meets Target	50p or over per £1 bid
4	Social Value Ratio lower than Target by between 1% and 24%	Over 37p up to 49p of social value per £1 bid
3	Social Value Ratio lower than target by between 25% and 49%	Over 25p up to 37p of social value per £1 bid
2	Social Value Ratio lower than Target by between 50% and 74%	Over 13p up to 25p of social value per £1 bid
1	Social Value Ratio lower than Target by over 75%	Over 1p up to 13p of social value bid per £1 bid
0	No social value bid	Less than 1p of social value per £1 bid

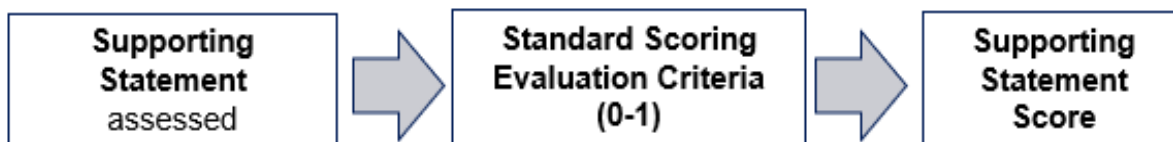


Supporting Statement

How the Supporting Statement Score is calculated

4. The Supporting Statement Score is assessed against standard evaluation criteria stated in the tender document, using the following score allocation method:

Score	Rationale
1	Outstanding – The Supporting Statement fully addresses the Social Value commitments and evaluation criteria and provides relevant evidence regarding competence, capacity, and ability to successfully fulfil the delivery of the Social Value Bid and goes beyond expectations to offer an outstanding level of performance or an additional benefit which exceeds specified measures.
0.8	Highly Acceptable – The Supporting Statement fully addresses the Social Value commitments and evaluation criteria and provides relevant evidence regarding competence, capacity, and ability to successfully fulfil the delivery of the Social Value Bid.
0.6	Acceptable – The Supporting Statement addresses most of the Social Value commitments and evaluation criteria, but some areas contain limited relevant evidence regarding competence, capacity, and ability to successfully fulfil the delivery of the Social Value Bid.
0.4	Partially Acceptable – The Supporting Statement covers more than one element of the Social Value commitments and evaluation criteria but lacks relevant evidence regarding competence, capacity, and ability to successfully fulfil the delivery of the Social Value Bid.
0.2	Unsatisfactory – The Supporting Statement only covers a minor element of the Social Value commitments and evaluation criteria and lacks relevant evidence regarding competence, capacity, and ability to successfully fulfil the delivery of the Social Value Bid.
0	Wholly Unsatisfactory – No Supporting Statement or the whole response is irrelevant to all the Social Value commitments and evaluation criteria.



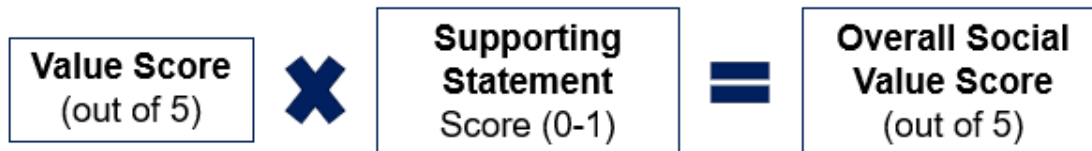
In this worked example the Supporting Statement was Highly Acceptable and therefore allocated a score of 0.8.

Overall Social Value Score

How the Overall Social Value Score is calculated

5. The Total Social Value Score is the Value Score multiplied by the Supporting Statement Score.

In this worked example the Value Score x Supporting Statement



Overall Social Value in this example = 3 x 0.8 = 2.4 out of 5

