

Essex Care Search

Public Guide v1.1



1. Contents

1. Introduction	3
1.1. What is Essex Care Search?	3
1.2. Using this guide	3
1.3. Essex Care Search Website Disclaimer	3
2. Accessing Essex Care Search	4
2.1. Website Address.....	4
2.2. Screen Viewing Options.....	4
2.3. Language Options	5
2.4. Cookies and Privacy Information	5
3. Searching for a Care Home	6
3.1. Basic Search.....	6
4. Search Results	8
4.1. Viewing Search Results	8
4.2. Filtering Search Results.....	9
4.3. Sorting Search Results	10
4.4. Care Home Details.....	11
4.5. Viewing Search Results on a Map	12
5. Advanced Search.....	14
6. Care Home Facilities Glossary	15
7. Video Guides	16
8. Further Support.....	16
9. The Placement Team Brokerage Service	17
10. Useful Websites.....	17

1. Introduction

1.1. What is Essex Care Search?

The Essex Care Search website has been created to help people find a care home either for themselves, a relative or a loved one.

You can use the website to search for an older people residential or nursing care home within Essex and refine the results using several options including:

- The type of care and facilities the home can provide
- Distance of the care home from your chosen central location
- The price band set by the home indicating how much a room will cost per week. (Please note, the price bands only give an indication of cost and prices may differ depending on the needs of the adult.)
- Care Quality Commission (CQC) rating

The website provides detailed information on care homes together with photographs and links to the care homes listing on the Care Quality Commission (CQC) website.

The Essex Care Search website is free to use, does not require an account to be created or ask for any personal information to carry out a care home search.

So whether you are looking for short term care, longer term care, a central location with specialist room features, or an ensuite bedroom in a home by the coast, Essex Care Search can help you to find the right care provider.

1.2. Using this guide

This guide is designed to help members of the public use Essex Care Search to:

- search for a residential or nursing care home
- filter options to refine a search
- view the location of a care home
- find contact details and view the services the care home offers

1.3. Essex Care Search Website Disclaimer

The content on this site is provided for general information only. It is not intended to amount to advice on which you should rely or an endorsement of any of the organisation or services. You must obtain professional or specialist advice before taking, or refraining from, any action based on the content on this site.

Although we make reasonable efforts to provide accurate information on this site, we make no representations, warranties or guarantees, whether express or implied, that the content on our site is accurate, complete or up to date. We accept no liability for misleading or inaccurate information given to us by external organisations.

Where the site contains links to other sites and resources provided by third parties, these links are provided for your information only. Such links should not be interpreted as approval or endorsement by us of those linked websites, the information they contain

or the organisations they belong to We have no control over the contents of those sites or resources.

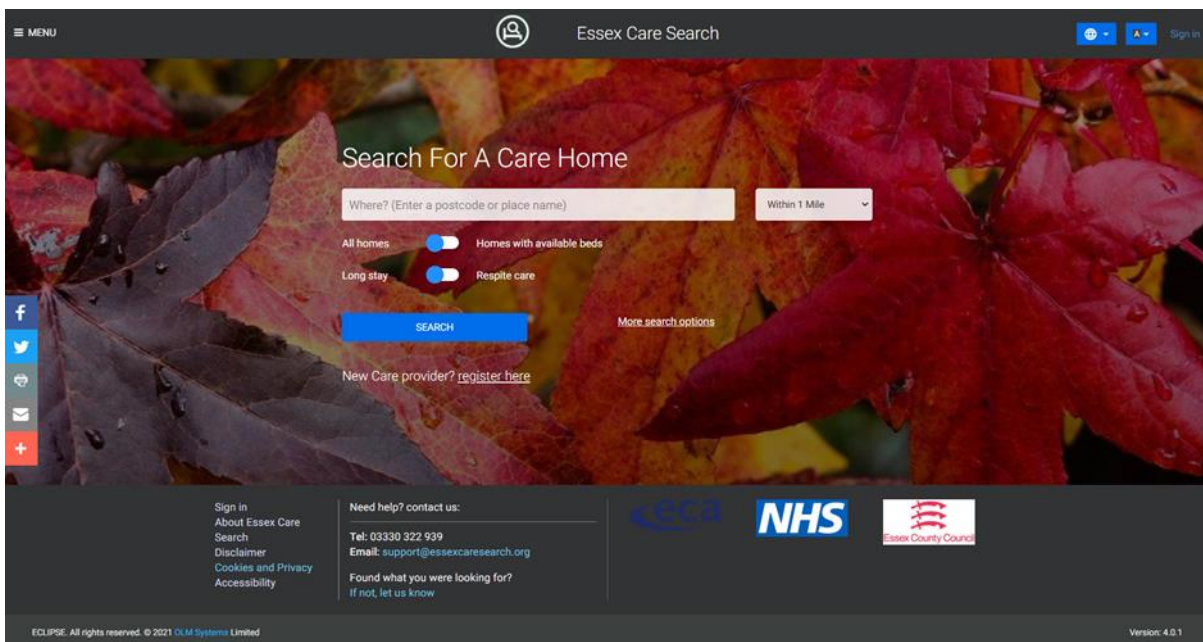
2. Accessing Essex Care Search

2.1. Website Address

Essex Care Search can be used from any desktop computer, tablet, or mobile device with an internet connection.

To access Essex Care Search, enter the web address www.essexcaresearch.org in your internet browser address bar.

This will take you to the main Essex Care Search homepage shown below.

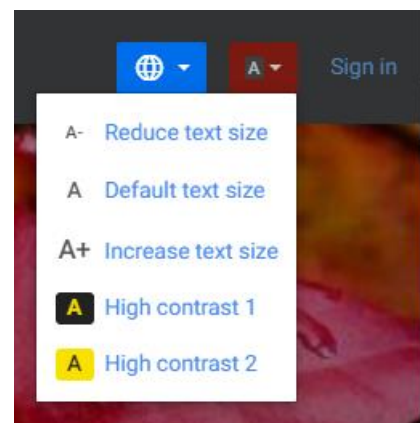


2.2. Screen Viewing Options

For users with dyslexia or a sight impairment you can change how Essex Care Search is displayed.

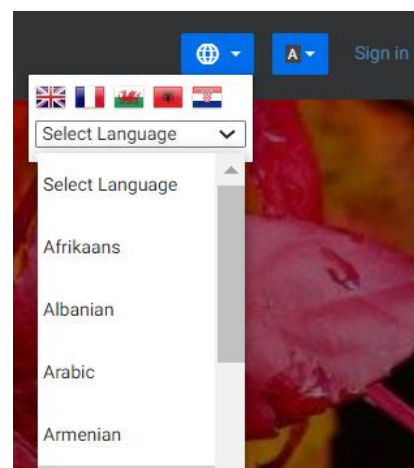
At the top right-hand side of the home screen, there is a letter **A** symbol. Click on this symbol to display a list of accessibility options to aid your viewing of the system.

You can increase and reduce the text size or set different contrast types for the display.



2.3. Language Options

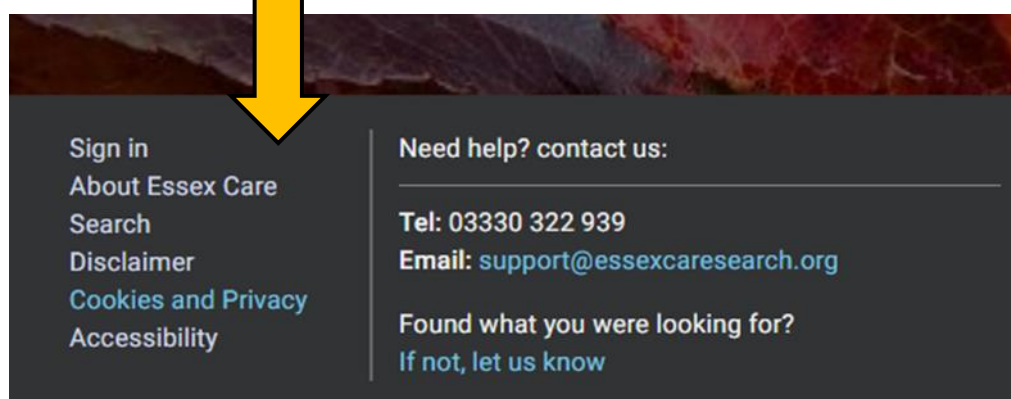
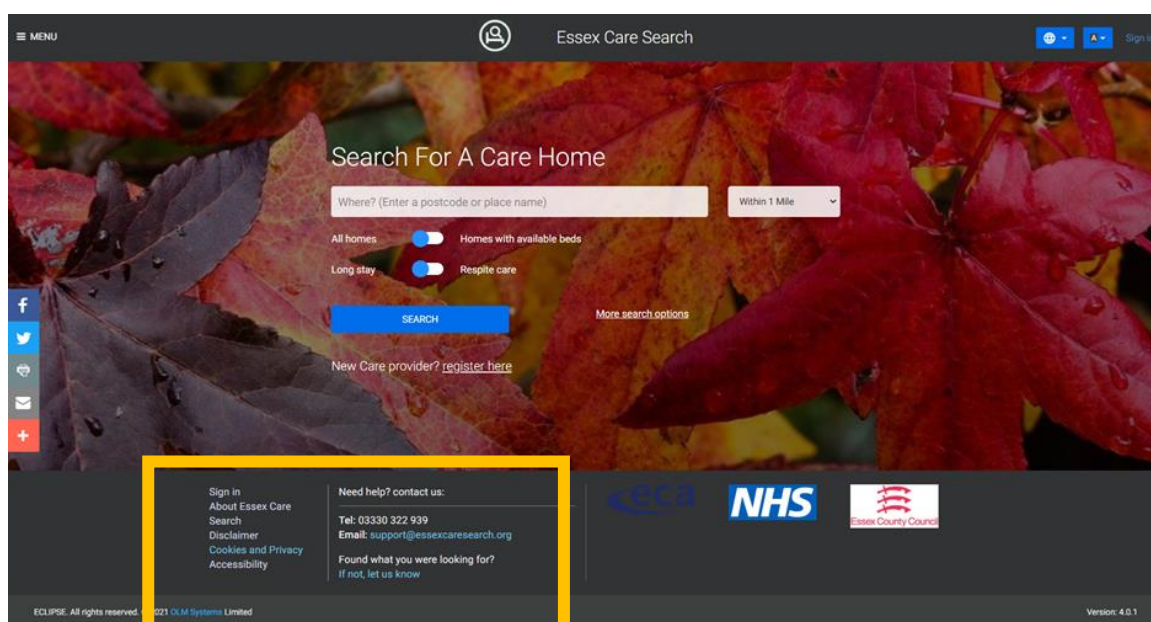
If you wish to view Essex Care Search in a language other than English, click the globe symbol shown in the top right-hand corner of the home screen and select the required language from the drop-down menu.



2.4. Cookies and Privacy Information

Links are provided at the bottom of every page on the Essex Care Search website to the Disclaimer (Also see [Section 1.3](#) and Cookies and Privacy information. See screen images below.

Cookie preferences can be viewed and changed at any time using the 'How do I change my cookie settings?' section at the bottom of the 'Cookies and Privacy' page.



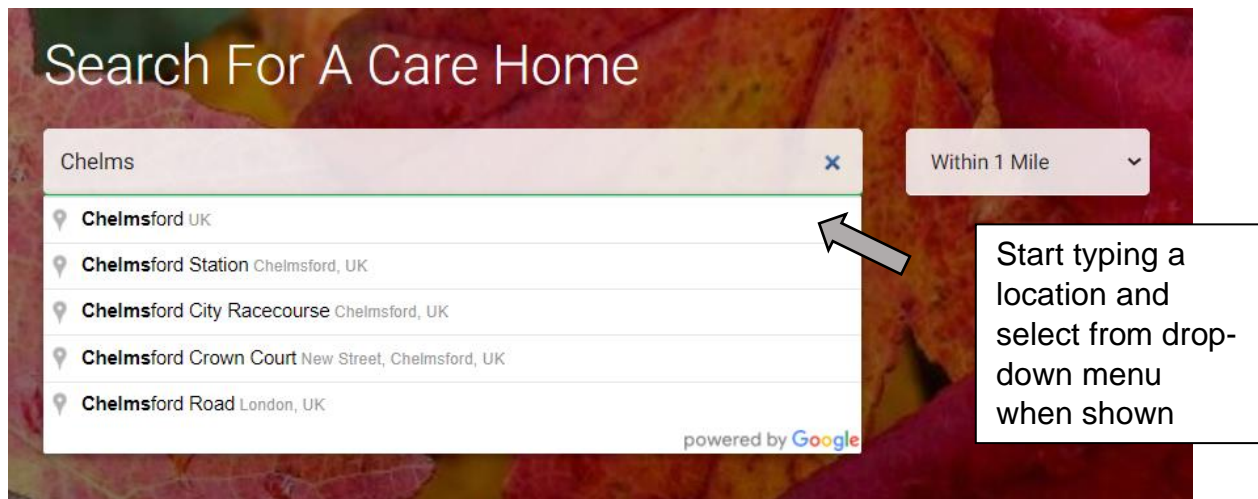
3. Searching for a Care Home

3.1. Basic Search

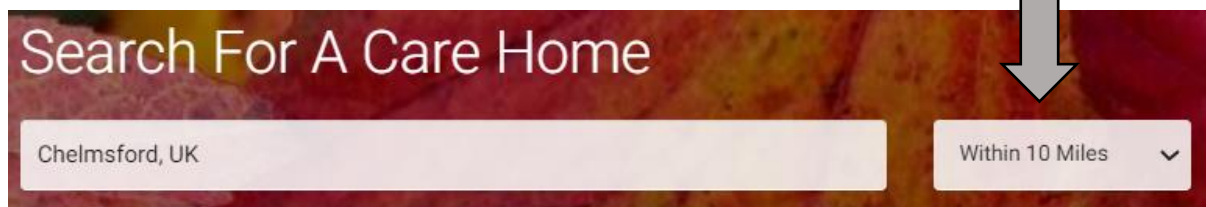
Starting on the homepage, enter a postcode or place name in the main search field.

As you start to type the system will provide a list of location options, continue to type until the location you want is shown.

Once the required location is shown, select it by clicking on the location from the drop-down menu. If the location you want is not shown, please check the spelling and re-enter, or use a different location.

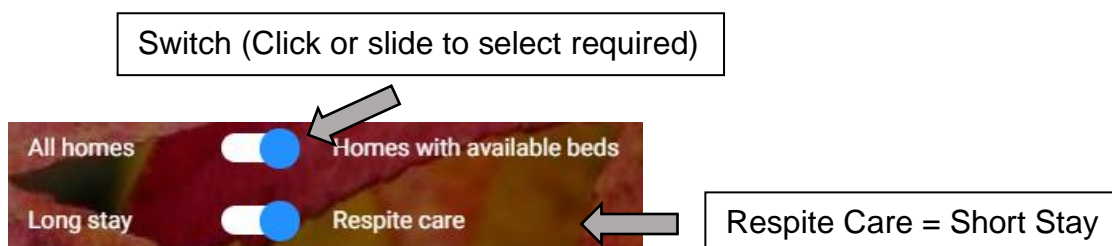


Using the distance from location drop down-menu, select how far in miles you would like to search around the location you previously selected.



Using the first switch, select whether you wish to search for 'All homes' within the previously defined location area or only for 'Homes with available beds'.

Using the second switch, select whether you are looking for a home to provide long term care (Long stay) or respite care (Short stay).



If you have selected to search for homes with available beds, you will be asked to enter a first night date, this can either be entered manually using the dd/mm/yyyy format or the date can be selected by clicking the calendar symbol at the end of the first night date box.

If you have selected respite care (Short Stay) in addition to homes with available beds, you will be asked to enter a last night date. As before, this date can either be entered manually using the dd/mm/yyyy format or the date can be selected by clicking the calendar symbol at the end of the last night date box.



The screenshot shows a form with two date selection fields. The first field is labeled 'First Night' and contains the date '05/04/2021'. The second field is labeled 'Last Night' and contains the date '29/04/2021'. Both fields have a blue calendar icon at the end. A grey arrow points from a box labeled 'Calendar symbol' to the calendar icon in the 'Last Night' field.

Once you have entered your search options, click the search button to view the search results.



The screenshot shows a blue rectangular button with the word 'SEARCH' in white capital letters.

4. Search Results

This section will cover the different ways you can view and filter the search results.

4.1. Viewing Search Results

After clicking the search button, the search results will show a list of care homes that meet the criteria you entered, as shown below:

The list shows the care home name, address, telephone number, Care Quality Commission (CQC) rating and the number of vacancies currently in the home.

Filter Results

Radius: Within 15 Miles

Filters Clear all

CQC Rating

Good ✖

Care Categories

- ☐ Dementia
- ☐ Mental Health
- ☐ Older People (over 65)

Care Home Features

- ☐ A bar / cafe on premises
- ☐ Caters for special diets
- ☐ Close care unit
- ☐ Designated smoking area
- ☐ Financial services offered
- ☐ Garden for residents
- ☐ Hairdressing on site
- ☐ Independent living training
- ☐ Insurance services offered
- ☐ Lift and/or stairlift
- ☐ Manicures
- ☐ Near public transport
- ☐ Near shops

Search Results

Showing All homes with long stay beds within 15 miles of Chelmsford, UK.

Sort by distance

We've found 7 care homes for you.

Rose Tree Care Home CQC rating: Good

Bank Chambers, New Street, Chelmsford, CM1 1JP
0.08 miles from Chelmsford, UK
☎ 4565087

2 vacancies today Show vacancy details View care home details

White Horse View Care Home CQC rating: Good

50, Duke Street, Chelmsford, CM1 1JA
0.13 miles from Chelmsford, UK
☎ 013245677

2 vacancies today Show vacancy details View care home details

Honey Bee Care Home CQC rating: Good

5, Dunn Side, Chelmsford, CM1 1DL
0.23 miles from Chelmsford, UK

View care home details link

See [Section 4.2](#) for information on filtering the results and [Section 4.3](#) for sorting information.

To view more detail information about the care home, click either the care home name or the 'View care home details' link. See section 4.4.

There are two ways to view your search results, either in the default List view or Map view. See [Section 4.5](#) for details about the map view.

4.2. Filtering Search Results

The search results can be filtered to help reduce the number of care homes listed and show only the most relevant results based on your requirements.

The results can be filtered according to the expandable categories shown in the image on the right. See [Care Home Facilities Glossary](#) for definitions of the bed feature filters.

Grey + symbol



To increase or decrease the number of miles around the area you searched, you can select a new radius distance from the Radius drop-down menu. If you wish to change the central location, please return to the home screen, and start a new search.

If not already expanded, use the dark grey + symbol next to each option to expand the list. Click the check box(es) next to each option to filter your search results. The search results will automatically update each time a search filter option is selected.

When a filter option is selected, it will be displayed at the top of the filter list. For example, the picture shown on the right shows the results have been filtered by care for Older People (over 65), Dementia, Single (room type) and an Outstanding CQC rating.

To remove a filter from the search results, click the grey cross shown to the right of the filter option you wish to remove. To clear all the search filters, click Clear all.

For definitions of the different filter options, please see [Care Home Facilities Glossary](#)

Check box, click to filter the results by this option



Click the cross to remove search filter or click 'Clear all' to remove all filters




4.3. Sorting Search Results

Your search results can be sorted by distance, alphabetically A-Z, by price (high to low) or by price (low to high). To sort the results, select the required option from the drop-down menu.

Search Results

Showing All homes with long stay beds within 15 miles of Chelmsford, UK.

We've found **35** care homes for you.



Riverside Care Home

66-68 , Duke Street, Chelmsford, CM1 1JP
0.08 miles from Chelmsford. UK

Sort by distance

Sort by A - Z

Sort by distance

Sort by price (low to high)

Sort by price (high to low)

4.4. Care Home Details

From the care home details profile you can:

- Access the care home contact details
- View photos of the home
- View the care homes location via Google Maps
- Open the care homes details on the Care Quality Commission (CQC) website
- View current room vacancies available at the care home

Please note, care home beds cannot be booked through Essex Care Search system. If you wish to further enquire and book a room, please contact the care home directly.

Rose Tree Care Home

Rose Tree Care Home Bank Chambers New Street Chelmsford United Kingdom CM1 1JP

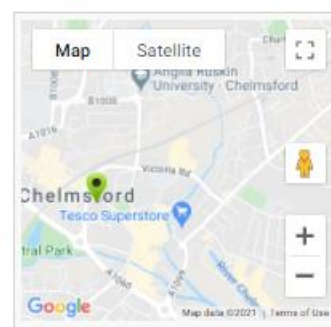


Interested in finding out more? Please contact us

Phone: 4565087
mpbf0011+RoseTreech@gmail.com



Print details



Vacancies

Bed10	Less than £700 per week
Nursing, Long Stay	
Bed8-IRN	Less than £700 per week
Residential, Long Stay	

Services

Care Home

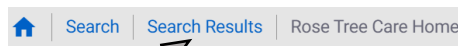
Click 'See the report' to open the care homes profile on the CQC website.



CQC Report



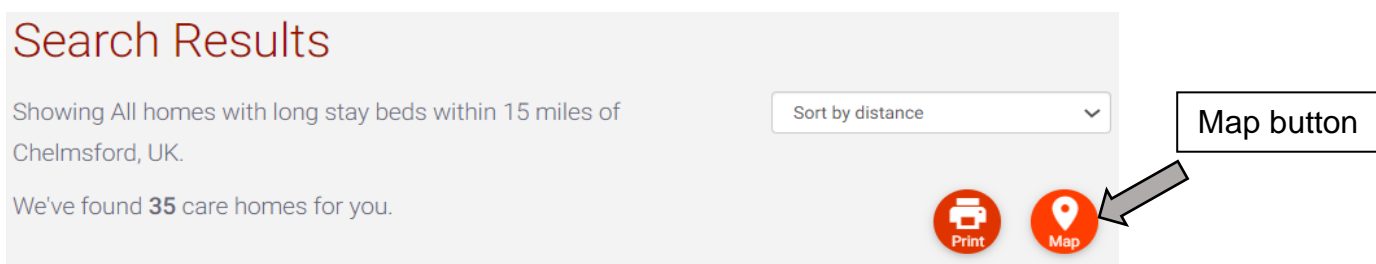
To return to the search results list view, click the 'Search Results' link towards the top of the page.



Rose Tree Care Home

4.5. Viewing Search Results on a Map

The search results can also be viewed on a map by clicking once on the map button from the search results page.



This will display your search results using Google Maps. Ensure your mouse cursor is over the map then you can pan across the map by holding down the left-hand button on your mouse and moving the cursor.

You can zoom in or out by clicking the + and – symbols shown at the bottom right-hand corner of the map or by using the ctrl + scroll wheel on your mouse.

Click on the green location pin to view the name of the care home, from the pop-up you can select 'Show details' to view the details of the care home. See section [Care Home Details](#)

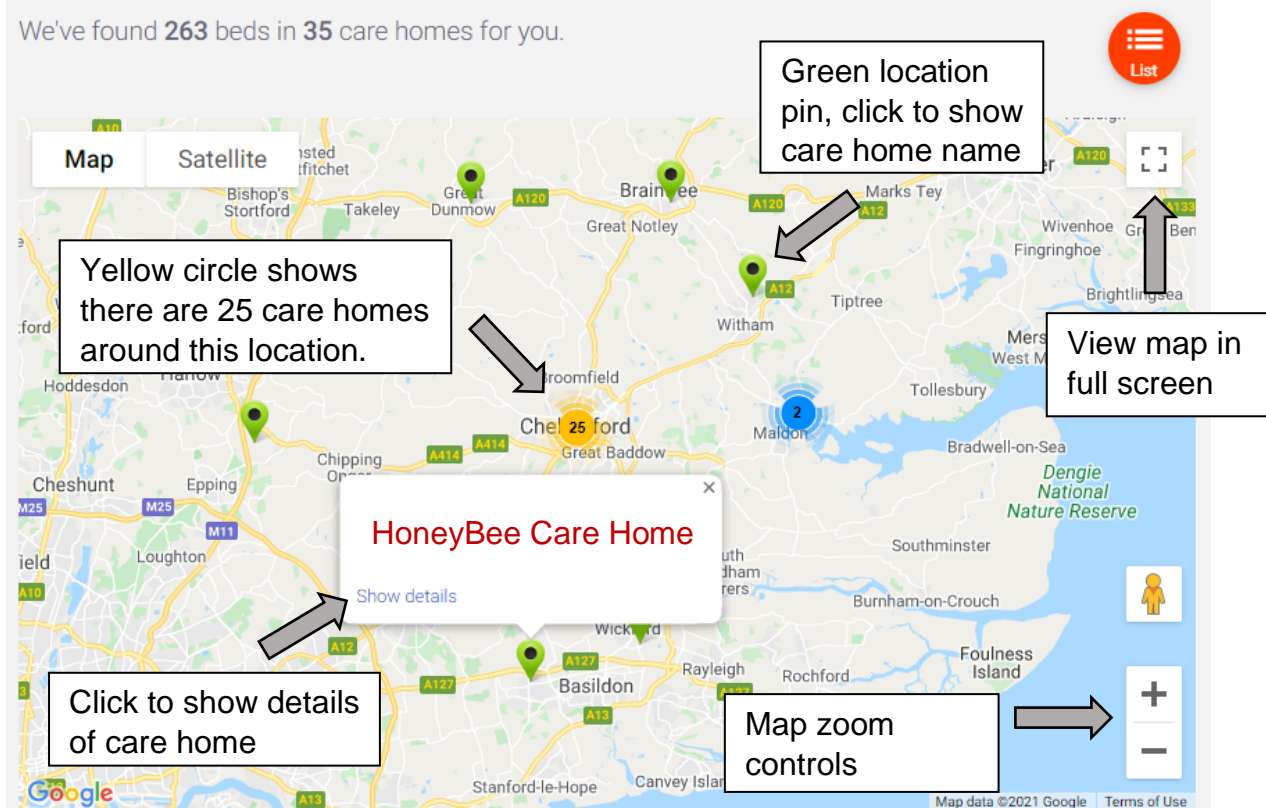
Yellow or blue circles with a number shown on the map indicate there are multiple care homes near that location. Clicking on the yellow or blue circle on the map automatically zooms and centres on that location, this will sperate out the results for that location.

Depending on the number of homes in a particular area, it may be necessary to click the yellow or blue circles several times to view the full results.

Search Results

Showing All homes with long stay beds within 15 miles of Chelmsford, UK.

We've found **263** beds in **35** care homes for you.



To return the list view, click the list button shown at the top right-hand side of the map.

5. Advanced Search

In addition to the options covered in the Basic Search section, you can also conduct a more detailed search from the Essex Care Search home screen.

After following the instructions in the [Basic Search](#) section of this guide and before clicking the search button, click the 'More search options' link to the right-hand side of the main search button. This will display additional search options.



The detailed search options allow you to refine the search results in advance. You can use as many or as few of the advanced search options as required.

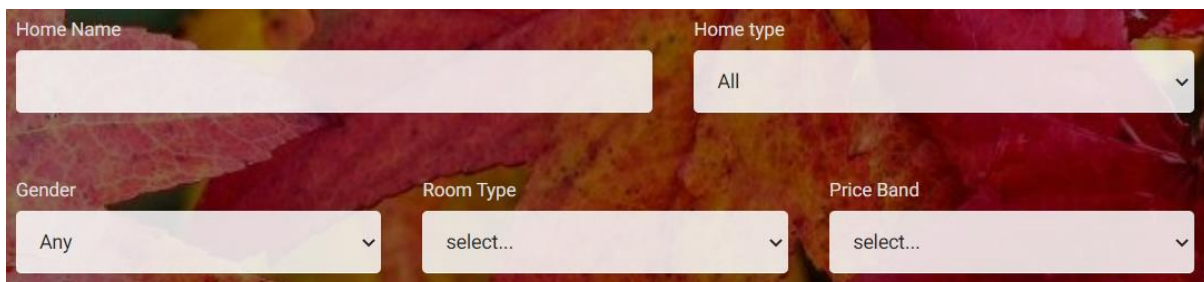
Home Name – If you already know the name of the care home you are looking for, type it in this box, as you start to type the system will show you the names of care homes which match the name you have typed and are registered in Essex Care Search in a drop-down menu. Continue to type until the name of the care home you require is shown and select it from the drop-down menu. If the care home, you are looking for is not shown in the drop-down menu this either means the spelling has been entered incorrectly or the care home has not yet registered to use Essex Care Search.

Home Type – Select the home type you are looking for from the drop-down menu. You can select either Care Home (Residential) or Care Home with Nursing.

Gender – If you are looking for a residential or nursing care home that has rooms which specifically cater for one gender, please select as appropriate from the drop-down menu.

Room Type – Select the room type you are looking for from the drop-down menu. Options available are Single, Double, Shared and Flat.

Price Band – Select the weekly room price band required from the drop-down menu. Please note, the price bands are set by the home and only give an indication of cost, prices may differ depending on the needs of the adult.

A screenshot of the advanced search form. It features five input fields arranged in two rows. The first row has 'Home Name' (a text box) and 'Home type' (a dropdown menu with 'All' selected). The second row has 'Gender' (a dropdown menu with 'Any' selected), 'Room Type' (a dropdown menu with 'select...' selected), and 'Price Band' (a dropdown menu with 'select...' selected). The background of the form is a dark red with a pattern of autumn leaves.

Type of Care – Select the type of care you need the care home to be able to provide, to select a care type click the check box or boxes as required.

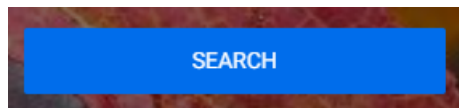
A screenshot of the 'Type of care' section. It displays eight checkboxes arranged in two rows of four. The first row contains 'Aspergers', 'Autism', 'Dementia', and 'Learning Disability'. The second row contains 'Mental Health', 'Older People (over 65)', 'Physical Disability', and 'Sensory Needs'. The background is a dark red with a pattern of autumn leaves.

Facilities – Select the type of bedroom facilities you need the care home to be able to provide. Select a facility option type by clicking the check box or boxes as required. For definitions of the different facility options, please see [Care Home Facilities Glossary](#)



The screenshot shows a section titled 'Facilities' with a grid of 12 checkboxes arranged in 3 rows and 4 columns. The facilities listed are: Alcohol Dependency, Bed Rails, Community Rehabilitation, Complex Care Needs, Dementia, Drug Dependency, Ensuite, Ground Floor, Hoist Tracking, Non Smoking, and Plus Size. All checkboxes are currently unchecked.

Once you have entered your search options, click the search button to view the results.



6. Care Home Facilities Glossary

The follow section lists the definitions for the facilities available from the 'More search options' section on the home page and some of the filter options on the search results page.

Alcohol Dependency

Care home has rooms that can support residents with alcohol dependency requirements.

Bed Rails

Care home can provide rooms with bed rails.

Community Rehabilitation

Care home can provide community rehabilitation support to residents during and after their stay.

Complex Care Needs

Care home can provide care for residents who have complex care needs, for example one to one care, behavioural needs, round the clock observations, bariatric.

Continuing Healthcare

Care home can support residents with ongoing complex long-term healthcare needs.

Dementia

Care home has rooms that can cater for residents with dementia.

Discharge to Assess (Only available for selection as a filter from the results page)

The care home can support people who are clinically optimised and do not require an acute hospital bed, but may still require care services provided with short term, funded support to be discharged to their own home (where appropriate) or another community setting. Assessment for longer-term care and support needs is then undertaken in the most appropriate setting and at the right time for the person.

Drug Dependency

Care home has rooms that can support residents with drug dependency requirements.

Enablement (Only available for selection as filter from the results page)

Care home can provide a short-term intensive service (up to 6 weeks) to support an adult in achieving their optimum level of independence. The enablement service is aimed at encouraging adults to do things for themselves and achieve set goals. The aim of enablement is to help reduce an adult's ongoing care needs.

Ensuite

Care home has rooms with ensuite bathrooms

Ground Floor

Care home has rooms with ground floor access

Hoist Tracking

Care home has rooms fitted with hoist tracking systems

Intermediate Care (Only available for selection as filter from the results page)

Care home can provide short-term care for adults. Intermediate Care encompasses bed-based support for a temporary period to assess the most appropriate pathway for an adult on an ongoing basis.

Non-Smoking

Care home has rooms which are designated for use as non-smoking only.

Non-Weight Bearing (Only available for selection as filter from the results page)

Care home can cater for residents who are physically unable to bear-weight through their legs and/or arms.

Plus Size

Care home can provide larger size rooms

7. Video Guides

Video guides have been produced to demonstrate how to use this Essex Care Search system to search for a care home. To access the video guides, please click the links below which will open in YouTube.

[Public Overview](#)

[Basic Search](#)

[Viewing Search Results](#)

[Viewing Care Home Profiles](#)

8. Further Support

If you need any support in using the Essex Care Search website, please contact using the details below:

Tel: 03330 322 939

Email: support@essexcaresearch.org

9. The Placement Team Brokerage Service

If, after reading the information available on the Essex Care Search website you wish to speak to someone for further advice or guidance about choosing a care home, please contact The Placement Team Brokerage Service on 03330 139 973

10. Useful Websites

Essex County Council Adult Social Care and Health

Includes social care help, advice on disabilities and health conditions, Blue Badge, paying for care and support for carers

www.essex.gov.uk/topic/adult-social-care-and-health

Care Quality Commission (CQC)

The Care Quality Commission (CQC) inspects care homes regularly to check standards of care. Their website includes information on CQC ratings and care home reports.

www.cqc.org.uk

Age UK

Age UK is a charity who provide advice support for older people.

www.ageuk.org.uk