

Mid Essex Integrated Neighbourhoods



Why Integrated Neighbourhoods?

This isn't a new service or about pursuing integration for the sake of integrated. ***INTs are primarily about how we can use existing teams, working together in a more coordinated and purposeful way, to deliver a person-centred, all age approach to health and care.***

What would this mean for the person/individual?

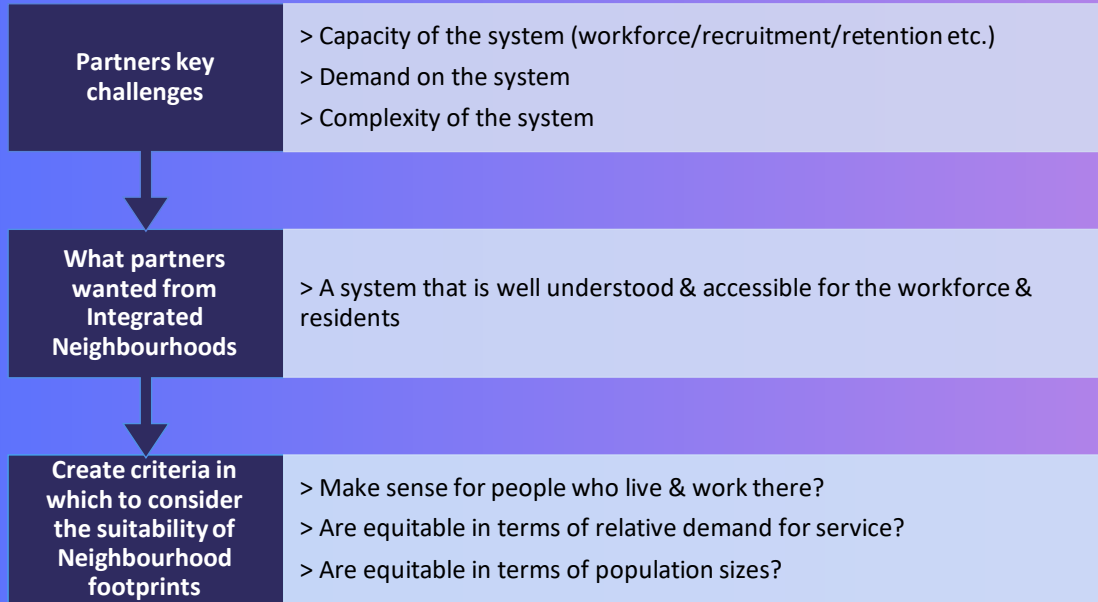
- I have greater personal choice and control
- Agencies and professionals work with me and my carer(s) to plan my care
- I am more resilient and supported to self-care and self-manage
- I can do the things, and achieve the outcomes, that are important to me

What would this mean for the system/professionals?

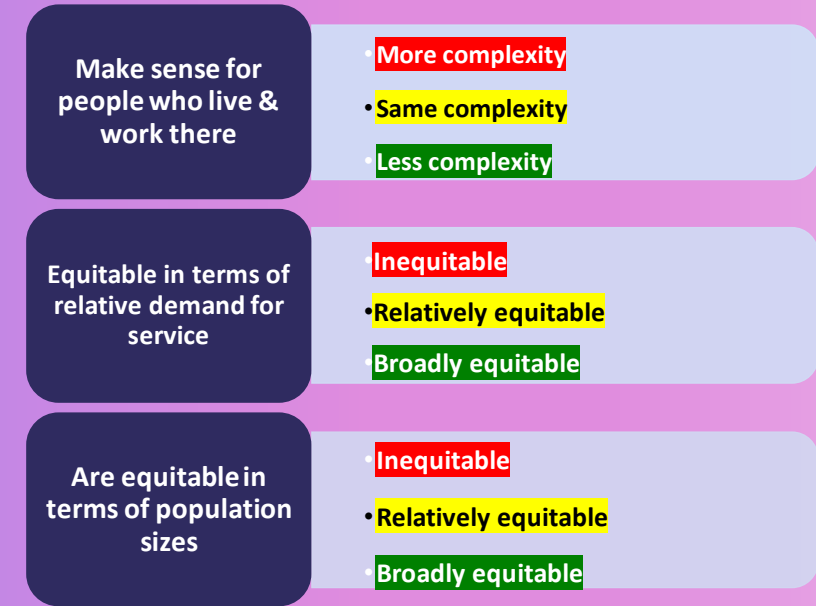
- Collaboration all levels
- More joined-up systems & services, making the best and most sustainable use of all available resources. Reduced duplication.
- A greater focus on early intervention & prevention, whilst maintaining the support for complex and long-term care.
- Reducing the number of people needing complex or critical care.
- Strong, resilient & sustainable local systems

Creating an evidence-based approach to designing INT footprints

STEP 1 CREATING A FRAMEWORK



STEP 2 - FEASIBILITY CRITERIA



STEP 3 - BUILDING A PICTURE OF MID ESSEX

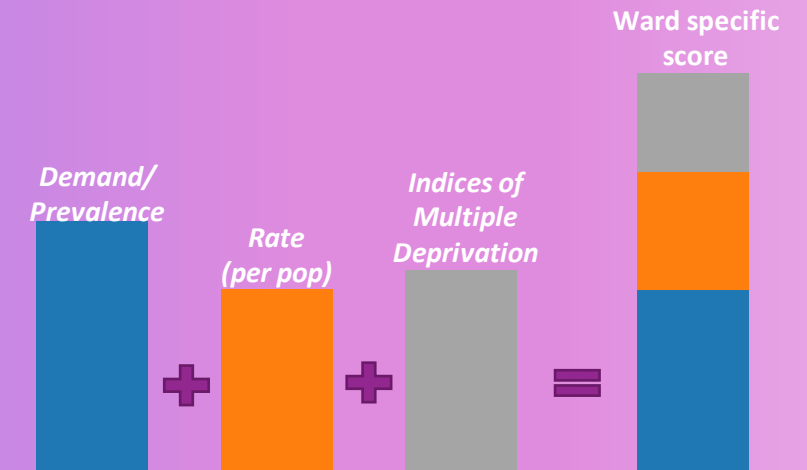
- Underpinning our data capture was a consideration of the **Core20Plus5 framework** and the **Wider Determinants of Health**.



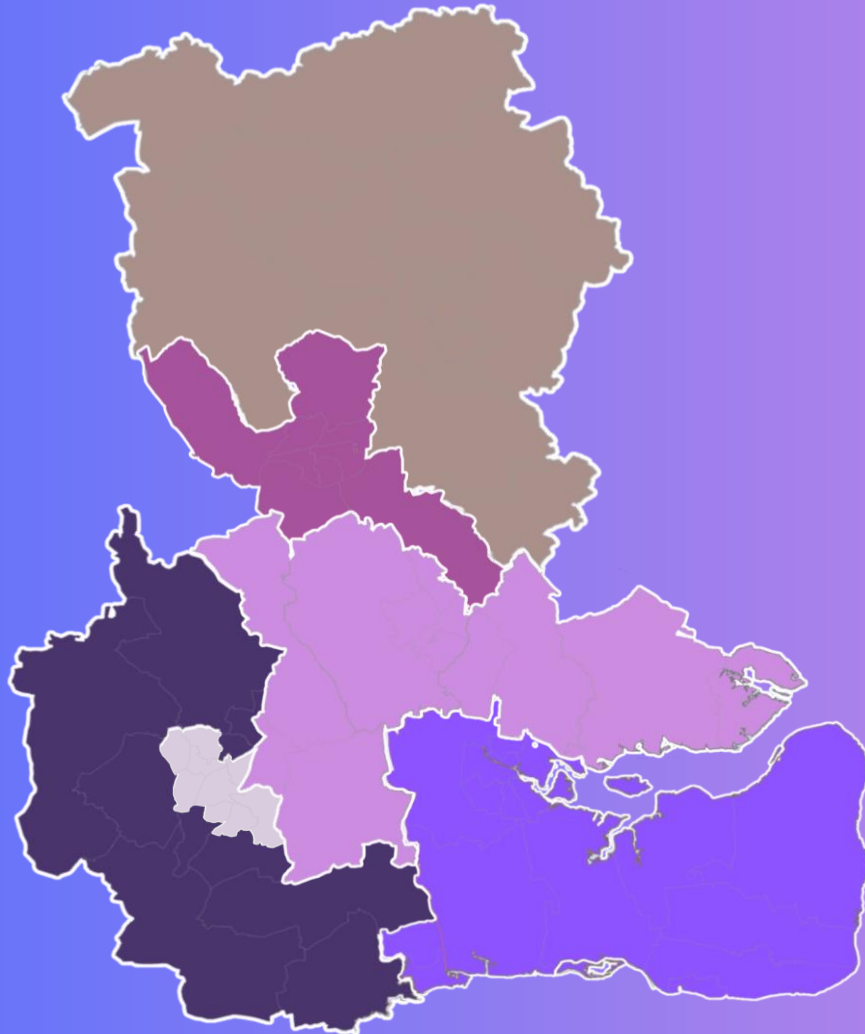
- Data was collected at a Ward (approx. 5,500 ppl) and Lower Super Output (LSOA) level (approx. 1,000 – 3,000 ppl)
- We also ensured the dataset was all-age and included both adults & children's data



STEP 4 – COMBINING & SCORING THE DATA



The 6 Neighbourhood Areas



INT 1 (Braintree North)

- 1 District (Braintree)
- 1 PCN (Colne Valley)
- 6 Practices
- 562 Care home beds + 25 Supp Living
- 50,293 patients
- 19% children
- 24% older people (65+)
- Average Life exp: 81 (M), 84 (F)
- IMD ave Decile: 7.1
- Activity volume Decile 6.5
- Rate of demand Decile 6.5

INT 2 (Braintree South)

- 1 District (Braintree)
- 2 PCN (Aegros, Braintree)
- 6 Practices
- 767 Care home beds + 98 Supp Living
- 67,862 patients
- 22% children
- 18% older people (65+)
- IMD ave Decile: 6.6
- Average Life exp: 80 (M), 83 (F)
- IMD ave Decile: 5.9
- Activity volume Decile 6.0
- Rate of demand Decile 6.1

INT 3 (Maldon North, Chelmsford East & Witham)

- 3 Districts (Braintree, Chelm, Maldon)
- 3 PCNs (Aegros, Chelmer, Witham & Maldon)
- 12 Practices
- 507 Care home beds + 59 Supp Living
- 71,901 patients
- 121% children
- 20% older people (65+)
- Average Life exp: 81 (M), 84 (F)
- IMD ave Decile: 5.2
- Activity volume Decile 6.0
- Rate of demand Decile 5.8

INT 4 (Chelmsford Outer)

- 1 District (Chelmsford)
- 3 PCNs (Aegros, Chel West, CCH)
- 12 Practices
- 329 Care home beds + 55 Supp Living
- 60,742 patients
- 21% children
- 21% older people (65+)
- Average Life exp: 82 (M), 86 (F)
- IMD ave Decile: 5.5
- Activity volume Decile 5.3
- Rate of demand Decile 4.9

INT 5 (Chelmsford Central)

- 1 District (Chelmsford)
- 3 PCNs (Chelmer, Chel West, CCH)
- 8 Practices
- 550 Care home beds + 60 Supp Living
- 80,068 patients
- 20% children
- 16% older people (65+)
- Average Life exp: 81 (M), 84 (F)
- IMD ave Decile: 4.2
- Activity volume Decile 4.4
- Rate of demand Decile 5.4

INT 6 (Maldon Central, Dengie & Woodham)

- 2 Districts (Chelmsford, Maldon)
- 2 PCNs (Phoenix, Dengie & SWF)
- 8 Practices
- 499 Care home beds + 27 Supp Living
- 69,157 patients
- 18% children
- 24% older people (65+)
- Average Life exp: 81 (M), 84 (F)
- IMD ave Decile: 6.0
- Activity volume Decile 5.2
- Rate of demand Decile 5.5

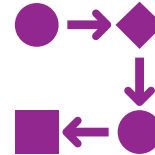
Next Steps:



**Recruitment of 3x
Neighbourhood Officers**



**Facilitate 6x
Neighbourhoods
Formation Workshops**



**Develop priority areas &
operational delivery
models**



**Linking into other
workstreams. i.e., Transfer
of Care Hubs (TOCHs)**

Formation Workshops

Over the next 3 months, we will be delivering a series of workshops across the 6 INT footprints to establish each team, starting with a face-to-face session.

Below is a breakdown of each series of workshops across each integrated neighbourhood area.

INT Footprint	Workshop 1 F2F(1-4pm)	Workshop 2 Virtual(1pm-3pm)	Workshop 3 Virtual(1pm-3pm)
INT 1 (Braintree North)	Monday 6th November	Tuesday 28th November	Wednesday 17th January
INT 2 (Braintree South)	Monday 13th November	Thursday 14th December	Tuesday 23rd January
INT 3 (Maldon N, Chelmsford E & Witham)	Thursday 9th November	Wednesday 29th November	Tuesday 16th January
INT 4 (Chelmsford Outer)	Wednesday 15th November	Thursday 7th December	Monday 22nd January
INT 5 (Chelmsford Central)	Tuesday 21st November	Monday 11th December	Wednesday 24th January
INT 6 (Maldon Central, Dengie & Woodham)	Monday 20th November	Tuesday 5th December	Thursday 18th January

Keeping up to date

- Complete the contact sheet and we will be able to share updates and opportunities to continue to engage with the Neighbourhood work

Thank you!
Any questions



Simon King –
Simon.king13@nhs.net



Paul Mitchell –
Paul.mitchell21@nhs.net

If you have any questions, you can also email us at:
provide.midsex.integratedneighbourhoods@nhs.net

