

Integrated Residential and Nursing 2025

Provider Engagement Event

29 April 2024

Welcome!



Introduction

Simon Harniess

Essex Care Association

Agenda and timings

13.00 – 13.30	Arrivals and walk around stands
13.30 – 13.35	Welcome and introduction - Simon Harniess, ECA
13.35 – 13.50	Keynote speaker - Moira McGrath, ECC
13.50 – 14.20	Workshop 1
14.20 – 14.40	Break – refreshments and walk around the stands
14.40 – 15.10	Workshop 2
15.10 – 15.40	Workshop 3
15.40 – 15.55	Questions and Answers
15.55 – 16.00	Next Steps and close

Moira McGrath

Director, Commissioning – Adult Social Care

Essex County Council (ECC)

IRN 2025 Commissioning Aims



High-quality, affordable and sustainable care home market which offers choice and control to adults, considers the care reform




Placements in Good and Outstanding CQC rated care homes through a successful IRN Framework



Continue joined up approach with NHS to reduce the number of delayed transfers of care days, enabling smooth flows from hospital and consistent and sustainable contracting arrangements



Increase the percentage of placements through the IRN Framework, reducing the percentage of spot placements. Ability to run mini-competitions, such as Recovery to Home Block Beds



A workforce that is good quality, stable and valued, with good career options.

Social Value and Climate considerations increasing in importance



More people supported at home for longer, a care home market that can support people with higher levels of complexity, later in life. New Need Assessment Tool going live June 2024

Care Home Overview for Essex County Council (ECC)

211 Older
People Care
Homes in
Essex

143 Homes are either part of the IRN framework or have a long-term contract in place

3,640 older
adults being
supported in a
care home

3,384 older adults supported in a care home within the ECC administrative area

83% of
placements
are in
contracted
homes

This exceeds our target of 80% of placements in contracted homes

73% of all
placements
are in Good or
Outstanding
homes

Our ambition is to only place in Good or Outstanding CQC rated homes

£155m
annual spend

£142m annual spend in ECC administrative area

Number of beds and ECC placements and voids

Row Labels	Total Number of OP homes	Number of CQC Registered Beds	Total Number of ECC placements	Percentage of ECC placements	Number of Vancancies	Percentage of Vancancies
Braintree	27	1514	467	31%	320	21%
Chelmsford	18	1025	319	31%	80	8%
Maldon	15	499	167	33%	59	12%
Mid	60	3038	953	31%	459	15%
Colchester	25	1245	412	33%	109	9%
Tendring	45	1545	566	37%	215	14%
North	70	2790	978	35%	324	12%
Castle Point	11	610	239	39%	70	11%
Rochford	7	309	85	28%	63	20%
South East	18	919	324	35%	133	14%
Basildon	13	793	273	34%	115	15%
Brentwood	12	749	112	15%	132	18%
South West	25	1542	385	25%	247	16%
Epping Forest	19	1180	375	32%	136	12%
Harlow	4	344	150	44%	27	8%
Uttlesford	15	694	219	32%	42	6%
West	38	2218	744	34%	205	9%
Total in County	211	10507	3384	32%	1368	13%
Out of County			147			
Southend-on-Sea			86			
Thurrock			23			
Out of County			256			
Grand Total			3640			

ECC currently have 3,640 OP placements

Only 256 (7%) of OP placements are made outside ECC administrative area

32% of all OP beds in Essex are occupied by ECC placements

There are 1368 (13%) vacant OP beds in Essex

The other 55% of beds are either private placements, other authorities or Health.

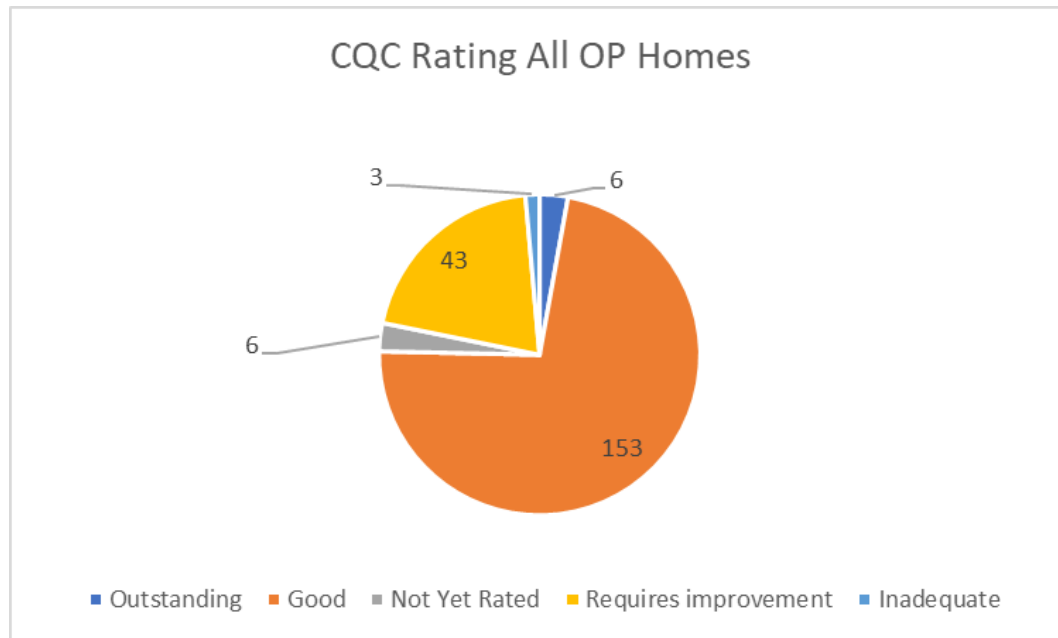
Older People Homes in Essex

There are 211 care homes ECC have categorised as Older People

159 are CQC rated good or outstanding

9 homes have opened/reopened since August 2022

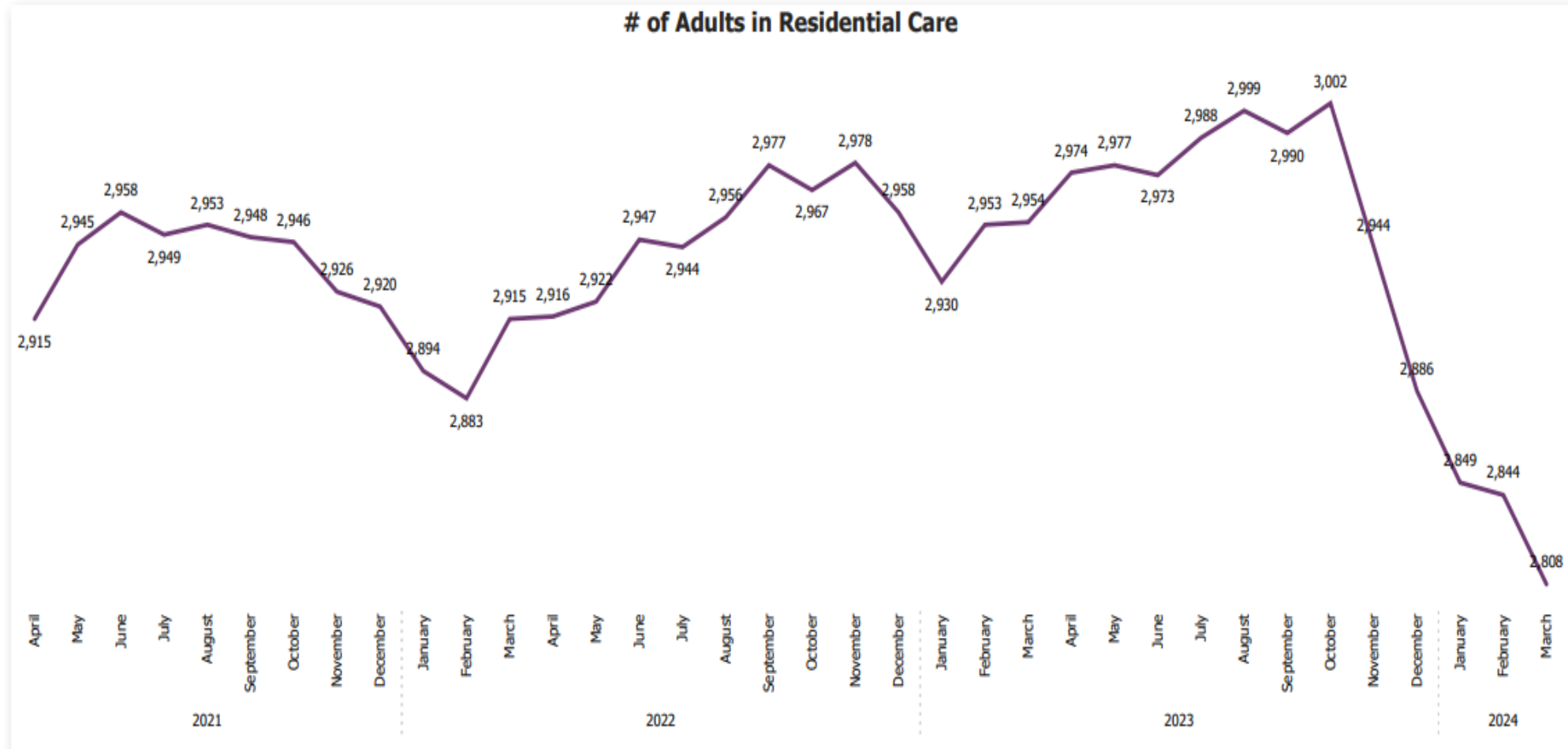
4 homes closed since April 2022



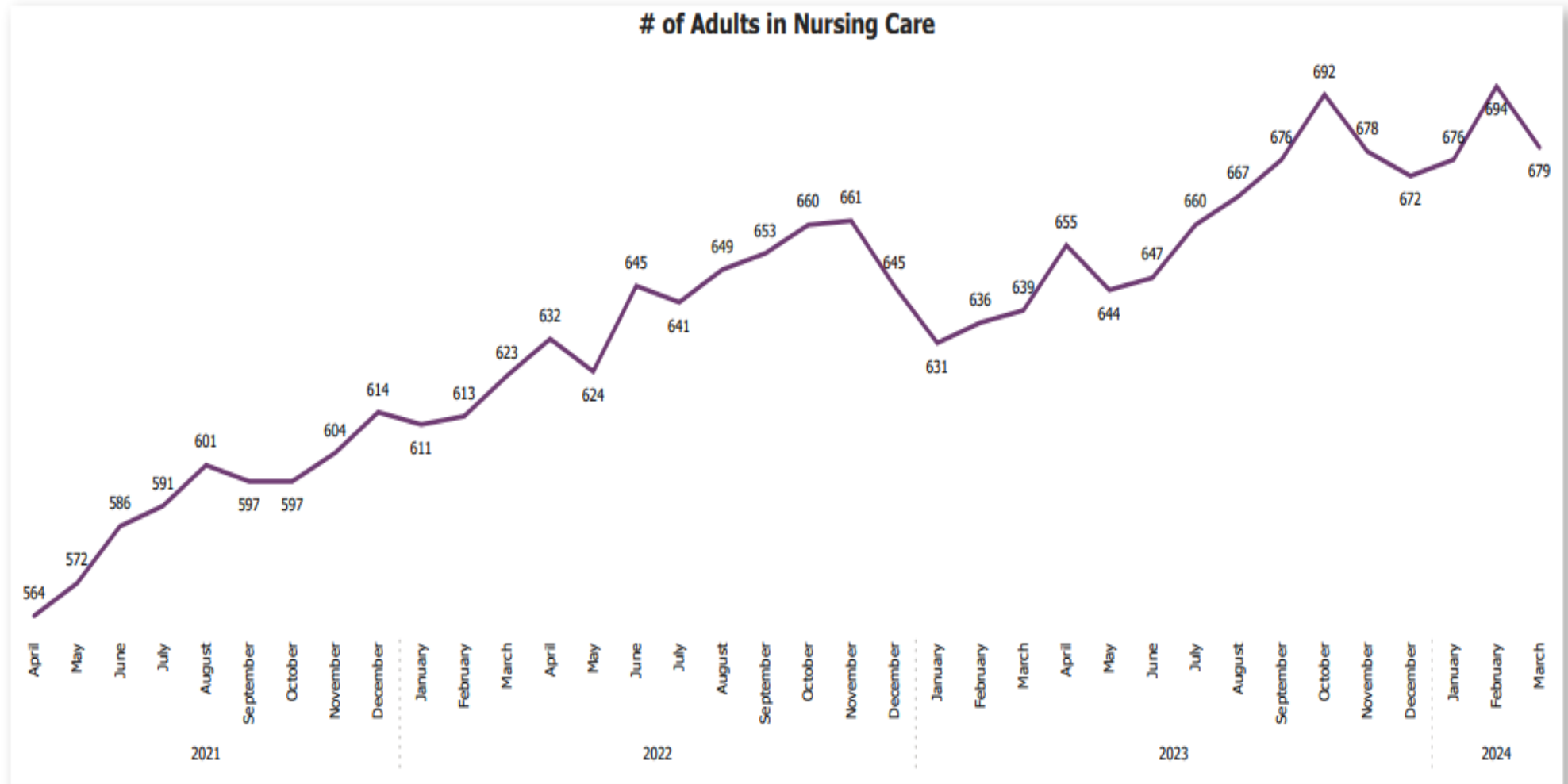
Data source - CQC 02/04/2024

Row Labels	Number of OP Residential Homes	Number of OP Nursing Homes	Total Number of OP homes
Braintree	17	10	27
Chelmsford	11	7	18
Maldon	13	2	15
Mid	41	19	60
Colchester	14	11	25
Tendring	36	9	45
North	50	20	70
Castle Point	8	3	11
Rochford	5	2	7
South East	13	5	18
Basildon	11	2	13
Brentwood	6	6	12
South West	17	8	25
Epping Forest	11	8	19
Harlow	2	2	4
Uttlesford	10	5	15
West	23	15	38
Total in County	144	67	211

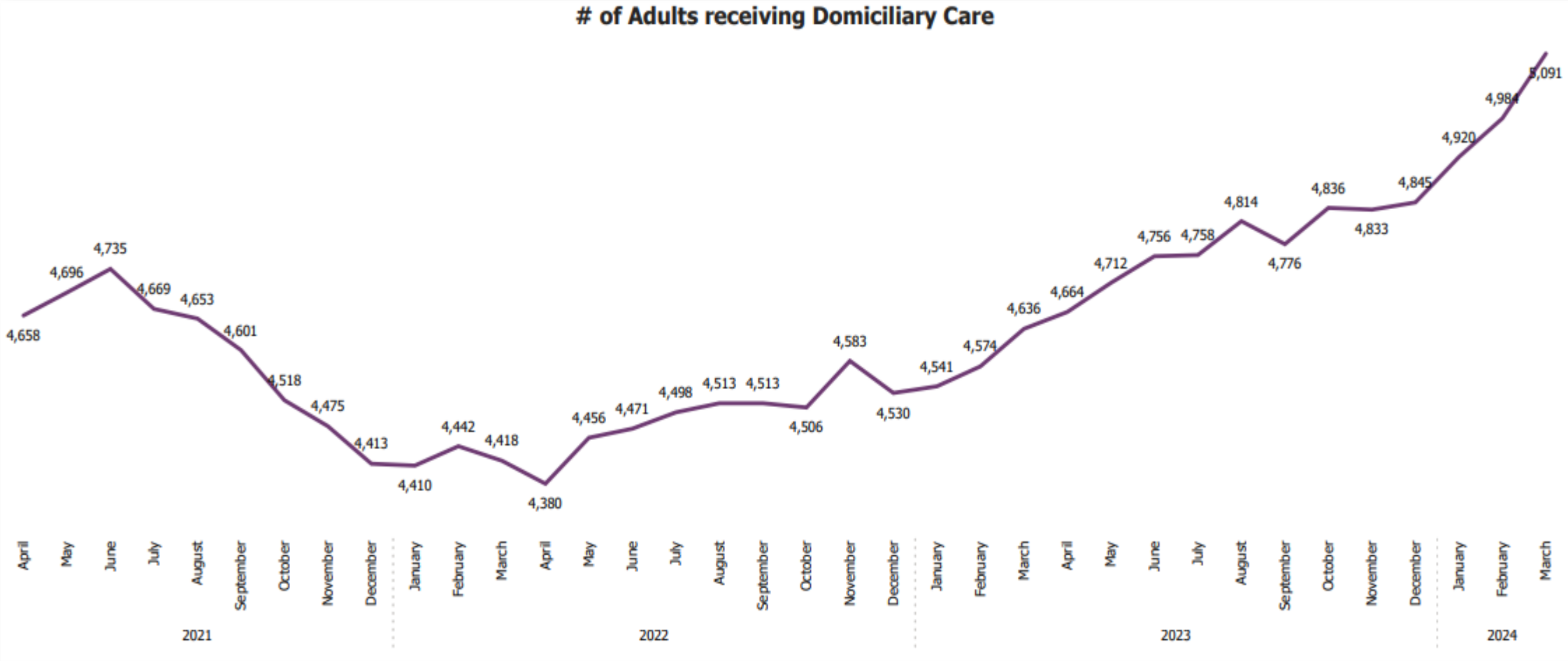
ASC Residential placements trend



ASC Nursing placements trend



ASC homecare trend



Lived Experience findings overview

Review completed of Healthwatch OP engagement findings, Connect Lived Experience exit survey findings, OP Commissioning Team volunteering day, Service Placement Team and Integrated Discharge Team engagement

Four key themes that have emerged from the review:

- **Theme one: choice** - adults and families would like to have more time and information to choose an appropriate care home, particularly when coming out of hospital. When in the care home adults would like to have more choice in how, when and by who their care is provided
- **Theme two: control** – adults and families would like to have more control in the decision-making process, rather than being ‘done to’, including being able to make informed decisions and be more in control of which care home they move to and how and when their care is provided
- **Theme three: communication** – there needs to be better communication to enable adults and their families to have more choice and control and to make an informed choice, particularly in relation to an interim care home placement that can then become permanent / longer term
- **Theme four: sense of purpose / reason for being** – adults would like to be given the opportunity to have a sense of purpose and a reason for getting up each day and meaningful activities to do

Care home provider survey response overview

A care home provider survey was sent out end of 2023 to all care homes in Essex, including homes not signed up to the IRN Framework to understand what is working well and what could be improved with the IRN Framework. The summary findings are:

- 26 responses, all from existing IRN Framework providers encompassing 50 care homes, equating to 24% of the IRN Framework market
- 65% of providers responded to the question of whether the IRN Framework Preferred Supplier Rank List (PSRL) worked fairly. From these responses 41% believed it worked fairly, 35% unfairly and 24% were not sure
- 73% of providers wanted to see a matrix of rates continue versus 26% who voted for a single locality rate
- Feedback that the current IRN Framework works well as a safe and appropriate route of care that helps occupancy with clear indication of rates rather than the need to negotiate each time
- Improvements to the current IRN Framework process were focused on rates paid, need for higher rates for higher levels of complexity and changing PSRL CQC ratings to PAMMS rating due to the length of time CQC take to re inspect.
- 58% of responders hold a valid Energy Performance Certificate and 50% have a current carbon reduction plan
- IRN Reference Group members also advised that referral response and placement times need to be more realistic and in the best interest for adults.

An introduction to today's workshops

- 3 themes to be covered (see next slide)
- Providers to remain at their table – workshop facilitators to circulate
- 30 minutes per theme to hear feedback
- Break at 14.20

Workshop themes

Contract and Service Specification

- What works well?
- What needs changing?
- What is missing?

Ranking, Referrals, KPIs and MIs

- How should we select homes going forward?
- Is the referral process working?
- What does success look like?

Climate and Social Value

- How do we measure climate improvements?
- How do we measure social value achieved?

Close and next Steps

Stage	Date
Evaluate provider workshop feedback and combine with provider survey feedback and Lived Experience feedback	May 2024
Continue focused work with IRN Reference Group	May 2024 to June 2024
Governance and document preparation	July 2024 to September 2024
Tender	October 2024 to December 2024
Mobilisation	January 2025 to March 2025
Contract start	April 2025

Thank you for your attendance at this event.